



# WIFILM ACT Curriculum

## Creative Role: Director

**WIFI**

Women in the Film Industry



# Learning Outcomes

On completion of this module, you will gain the following knowledge, skills, and attitudes:

| Director | Knowledge  | Skills  | Attitudes   |
|----------|--|---|---|
|          | <ul style="list-style-type: none"> <li>Basic knowledge of famous and influential female directors in the film industry..</li> <li>Basic knowledge of the creative control the director plays in the filmmaking process.</li> <li>Basic knowledge of the managerial requirements of a director.</li> <li>Factual knowledge of the requirement of a director to interpret scripts.</li> <li>Factual knowledge of the role of the director in liaising with other members of crewmembers, including actors, sound, and camera operators.</li> </ul> | <ul style="list-style-type: none"> <li>Appraise the work of female directors in the film industry.</li> <li>Critique and appraise the role of the director in managing a film.</li> <li>Demonstrate the key traits needed to be a film director.</li> <li>criticism for their role.</li> <li>Identify key working relationships that the director needs to maintain.</li> </ul> | <ul style="list-style-type: none"> <li>Awareness of the influential role the director plays in managing a film.</li> <li>Willingness to self-examine one's traits to see if, becoming a film director, would be a suitable career choice.</li> <li>Openness to interpreting scripts to ensure that the meaning and messages are conveyed suitably and appropriately.</li> <li>Awareness of the key working relationships that the director has to liaise with.</li> </ul> |






Co-funded by the  
Erasmus+ Programme  
of the European Union



# What is a Director?

- A director is the creative lead of a production. This individual holds the creative vision throughout the entire film production process.
- A director is heavily involved in all stages of filmmaking such as the development, pre-production, production, post-production phases.





# What is a Director?

- A director is responsible for giving their personal vision to the script of a production, and therefore impacts *how* the story is told. A director will evolve from a literary script to a technical one, specifying the shots to be filmed within the production.
- A director is responsible for selecting locations, actors, camera layout, the set, the props and the costumes. Therefore, as an individual in this role it is important to guide others during the creation process.



# What is a Director responsible for?

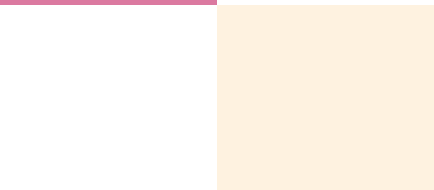

- Setting the tone of a production
- Working with department heads
- Working with casting directors to find talent
- Interpreting scripts
- Directing actors and the camera
- Working with editors to assemble the production
- Working with sound and music departments





Co-funded by the  
Erasmus+ Programme  
of the European Union

# What Skills Do You Need as a Director?






# What characteristics are important as a director?

As a director, you will need to be:

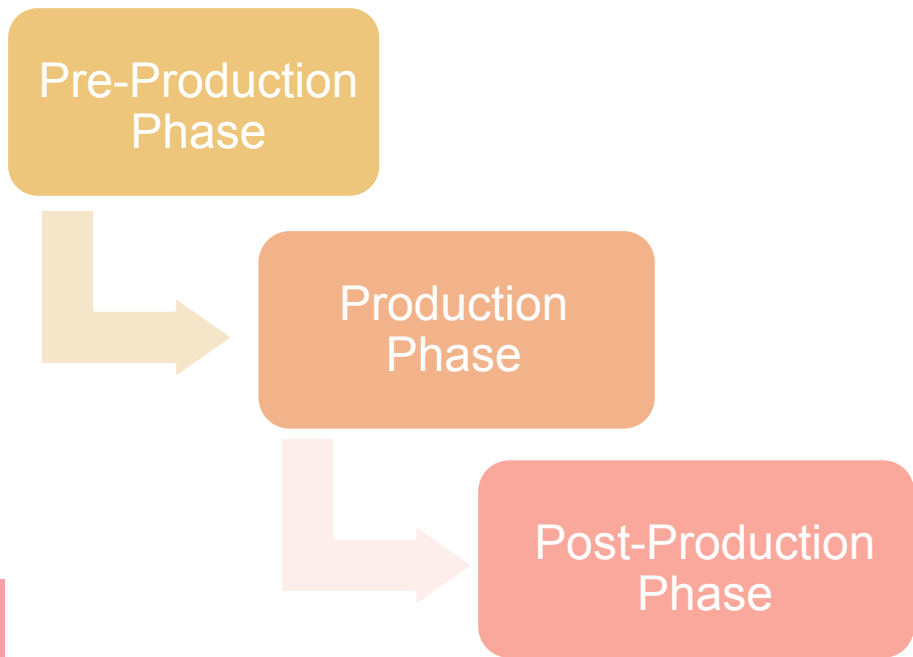
1. **Disciplined and orderly:** with the ability to make decisions and delegate wisely. So that all teams are properly coordinated.
2. **Multifaceted:** You must have knowledge of different areas since you work with varied professional profiles within all phases of the film creation process.
3. **Sacrificed:** willing to invest a lot of time and effort. Your involvement in the projects will be very high.
4. **Creative:** With a single script, thousands of different films could be developed. Your personal and unique vision will give a personal feature to the work.
5. **Patient:** throughout the creation process, You will work with many different teams with diverse professional profiles.







# Stages of Direction:



- There are three phases included in the direction of a production. Each phase requires a director to undertake different actions. This allows directors to gain an input into all aspects of a production.







# The Pre-Production Phase

- In the pre-production phase, a director is responsible for transforming the *literary* script into a *technical* script. This means that a director will scout locations for the set alongside the director of photography and the assistant director.
- Alongside the producer, in this phase the director will make decisions regarding the budget. Additionally, the director will communicate and rehearse with actors that will feature in the production.





Co-funded by the  
Erasmus+ Programme  
of the European Union

# Roles of a Director in the Pre-Production Phase



## Making Changes to the Script

- Gauging if the script needs rewrites or revisions

## Working with Department Heads

- The entire crew must be on the same vision for the production

## Storyboarding and Shot listing

- This helps team members to gain information on camera short framing, camera angles and camera movement.

## Auditioning and Casting Actors

- The director and produce will look for people who stand out during their casting call.

## Preparing for the Shoot

- The director and producer will work together to make sure that they have the necessary resources and equipment to begin shooting.





# The Production Phase – On Set

- Even though directors are behind the camera, they do more than shout “action” and “cut” in the production process.
- In the production phase, the director must decide where the camera should focus for each scene. The ‘staging’ and work of the actors needs to be considered for each shot. A director works with the camera crew and the sound technicians to ensure that the scenes are properly coordinated.
- The director is responsible for visualising the script and guiding others on set.





# Roles of a Director in the Production Phase



## Discover how actors will work

- This will be adjusted accordingly to bring out the best performance

## Staging the Camera

- Discovering how the shots will be filmed

## Guide Actors and Crew

- Directing actors and crew what to do to ensure that the production runs smoothly

## Control the Dramatic and Artistic Aspects

- Ensure that the vision of the production is being translated on screen

## Communicate with all department heads

- Checking that all individuals involved in the production are on track





# The Post-Production Phase

- During the post-production phase, the director works with the film editors to tell the story in the best possible way. Often, this means that many versions of a scene will be edited multiple times. Once the first “cut” of a film is complete, it is produced as the *Director’s Cut*.
- A director will supervise and work alongside musicians, colourists, special effects teams to create the final product. Moreover, directors will closely work with the producer before the *Final Cut* is complete.
- This phase can typically take between weeks and months to complete. Directors will need to focus on the rules of editing, transitions, pacing and rhythm of the final cut.





Co-funded by the  
Erasmus+ Programme  
of the European Union

# Roles of a Director in the Post-Production Phase



## Give Notes to the Editor

- Review and check editor's notes by breaking down footage, shots and angles.

## Check-in with the Sound Department

- Sound design is created and mixed with the director providing feedback

## Work with the Visual Effects Department

- Collaborate with the sound and visual effects teams to ensure that all decisions made are in line with your vision

## Communicate with composers

- To incorporate original scores or soundtracks for the Final Cut

## Work closely with the Producer

- To corroborate all ideas to produce the Director's Cut and Final Cut








Co-funded by the  
Erasmus+ Programme  
of the European Union

# A Day in the Life of a Director

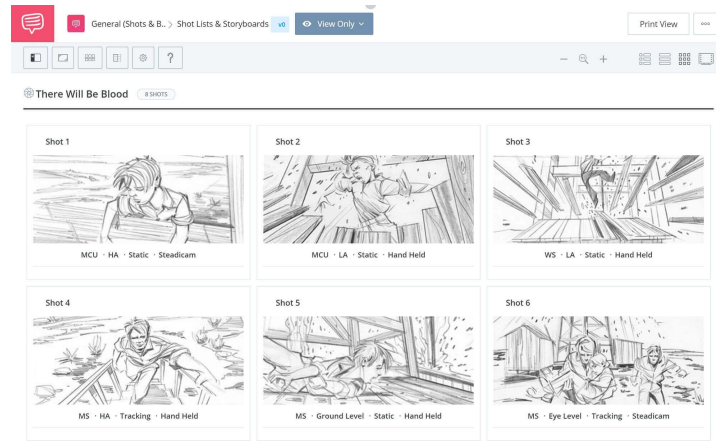







## Learning Activity 1: Your Vision

Now that you have learned about the steps directors take in the three phases of production, it is time to immerse yourself in the role of a director. This exercise will get you to storyboard a scene. You can choose a scene off the top of your head or one you might have imagined before. The choice is yours!



Source:  
<https://www.studiobinder.com/blog/storyboard-examples-film/>






## Learning Activity 1: Your Vision


### What is a storyboard?

A storyboard is a graphic layout that sequences illustrations with the purpose of telling a story. This is commonly used in the production phase so that directors can gain a visual of how they want their scenes to appear. A storyboard can help you to visualise how your production will appear when it is filmed.

Example: Storyboards by David Lowery for Steven Spielberg's *Jurassic Park*



Source:  
<https://www.studiobinder.com/blog/storyboard-examples-film/>



## Learning Activity 1: Your Vision


Step 1: Watch an example of how a storyboard can be created to visualise the final product.

Step 2: Think about your own scene. What shots will you include? What characters will feature?



Source:  
<https://www.youtube.com/watch?v=XoyZmu0lOKc&t=135s>







## Learning Activity 1: Your Vision

Step 3: Create a mind map of what your story will depict.  
Remember to consider:


- ☐ Characters
- ☐ Setting
- ☐ Camera angles (close-ups, wide shots, etc.)
- ☐ Emotions
- ☐ Story
- ☐ Time Frame
- ☐ Dialogue





A collage of images at the top of the slide: a film camera on a wooden surface, the word 'PASSION' spelled with blue letter tiles, a grid of colorful sticky notes with a pen, a hand writing on a notepad, and a green background with scattered paper scraps.


# Helpful Tips for your Directing Career

- ☐ Learn how to work with a crew
  - ☐ Remember that you can learn from anywhere - both online and offline
  - ☐ Attend film festivals
  - ☐ Make your film a genre that you're passionate about
  - ☐ Watch new films, read new stories, get new ideas
  - ☐ Remember that every project is practice
- 
- A graphic illustration of stationery items including a notepad, a blue pen, several colored pencils, and two sticky notes (one yellow, one pink).





## Case Study: Silvia Sandra Martini - Director and Producer




### Her Story

Silvia Sandra Martini is a Spanish film director and producer. She began her career in 2017. She was a finalise in a film festival in Australia and that encouraged her to continue with her career in this field. Later she began making her own short films. Among many courses, she studied audiovisuals and specialised in film directing at the University of Málaga.


### Her Challenges

Martini found that she had to work harder than what is expected of men in her profession. She experienced sexism both in her education and professional life. However, she didn't let this hold her back. She knew the importance of facing the prejudices of having a family as a woman and wanting to have a career too.





## Case Study: Silvia Sandra Martini - Director and Producer




### Overcoming Obstacles

Martini did not set limits for herself. She knew what path she wanted to take and did not set limits for herself. By believing in herself, and knew to believe in her confidence in her profession.

### Advice from Silvia

- ☐ Try and get a good educational training. Martini studied many courses in how to be behind the camera but also in front of it too.
- ☐ Set a goal where you want to go without listening to the little voices that you sometimes hear along the way . Such as “you can’t”, “this is too difficult”. Ignore the voices. Keep going and succeed.
- ☐ Work hard and achieve it! It won’t be easy, but it will be worth it.







## Case Study: Silvia Sandra Martini – Women in Film (Director)

### De-briefing Question 1


*Martini mentions the sexism she faced in her professional life and education. Have you experienced this in your life? When?*

### De-briefing Question 2

*Martini knew that believing in herself was vital to her success. What do you think your strengths are?*

### De-briefing Question 3

*Martini enjoys all aspects of film. What most interests you in this sector? What other roles would you consider to gain experience in this field?*





# Strategies to enter the Screenwriting profession:



## Learn the Basics

- If a career as a director is something you want to pursue, learning film history and theory can help you to get the knack of this career.
- Learn more about the styles, equipment, lingo and strategies used by directors!

## Join a Film Crew

- Work experience in the film industry can set you on the path to success. Why not join a film crew to gain relevant experience.
- Why not try any opportunity to join a film crew, even if it is not a directing role.

## Write, Shoot, Repeat

- No matter how much you know about films, you need to put theory into practice.
- The more you practice writing, shooting and editing films the better you can enhance your skills for this role.





# Strategies to enter the Screenwriting profession:



## Build a Director's Reel

- A great way to enter the industry is through a portfolio. Similarly, as a director you will need to develop a *Director's Reel*.
- This will act as a visual portfolio to show your skill to others.

## Enhance Your People Skills

- As a director, you will need to manage a whole crew. Therefore, people skills are a necessity.
- As a director, you will need to be a good leader who cares for your team and values their input.

## Submit to Film Festivals

- Submitting your directed works to film festivals can be a great way to immerse yourself in the film sector.
- This can help you to build confidence, gain experience and network with other individuals who also want to pursue directing careers.




# Opportunities of being a Screenwriter

It can be an outlet for creative expression.



You can gain fame and critical acclaim.

Work with others who are critically acclaimed in the film industry.





Co-funded by the  
Erasmus+ Programme  
of the European Union

# The Gender Imbalance in the Screenwriting Industry - Did you know?

Across the EU,  
only 23% of  
directors are  
women.

It was recorded in  
2019, that women  
directed just 4% of  
the top films from  
the past decade.

In 2021, globally  
only 12% of  
women were  
directors.

Only 3 women in  
history have ever  
won a directing  
Oscar.

Across the film  
industry, only 1 in  
10 directors are  
women.





## Useful Resources

### How to Become a Film Director

Check out some useful advice on how to enter the profession.

- <https://academicearth.org/careers/film-director/#:~:text=Becoming%20a%20Film%20Director&text=Most%20film%20directors%20typically%20hold,assistant%20to%20an%20established%20director.>

### An Insider's Guide to Becoming a Director

Do you have what it takes to become a director?

- <https://www.backstage.com/magazine/article/become-film-director-3080/>

### 21 Steps for Success as a Director

21 steps that can help you to achieve success in a career as a director.

- <https://www.nfi.edu/how-to-become-a-director/>

### How to become a movie director

What to study? What field to enter? How to get started?

- <https://bestaccreditedcolleges.org/articles/how-to-become-a-movie-director.html#:~:text=Students%20wondering%20what%20to%20study,%2C%20film%20history%2C%20and%2>

### Direct Advice from Professional Directors

Advice from 29 professional directors to guide you on your directing path.

- <https://www.careersinfilm.com/film-director/>


### Becoming a Film Director in 5 Steps

Find out more about what it takes to become a film director.

- [https://learn.org/articles/Film\\_Directing\\_Become\\_a\\_Film\\_Director\\_in\\_5\\_Steps\\_.html](https://learn.org/articles/Film_Directing_Become_a_Film_Director_in_5_Steps_.html)



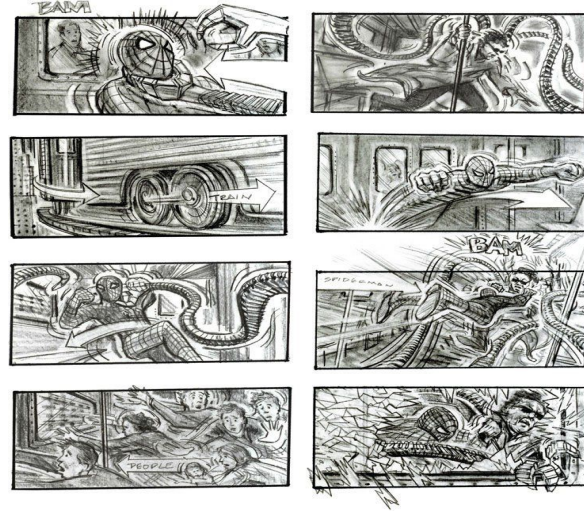





## Learning Activity 2: Storyboard your Shots

This activity builds on Learning Activity 1. You will need to create a storyboard to imagine what you are going to film in your scene. After completing your storyboard, why not try to film your scene as you have visualised it.

Example: *Spider Man 2* Fight Scene Storyboard







## Learning Activity 2: Storyboard your Shots

Step 1: Look at your mind map from Learning Activity 1.


Step 2: Familiarise yourself with the storyboard template as pictured here.

Step 3: From your mind map brainstorm, imagine how you will depict your shots in your storyboard.

PROJECT \_\_\_\_\_ PAGE \_\_\_\_\_

| SCENE #: | SHOT #: | SHOT SIZE: | SCENE #: | SHOT #: | SHOT SIZE: |
|----------|---------|------------|----------|---------|------------|
|          |         |            |          |         |            |
|          |         |            |          |         |            |
|          |         |            |          |         |            |
|          |         |            |          |         |            |
|          |         |            |          |         |            |
|          |         |            |          |         |            |
|          |         |            |          |         |            |
|          |         |            |          |         |            |
|          |         |            |          |         |            |





## Learning Activity 2: Storyboard your Shots

Step 4: Copy the following template. Or visit the following link and create a copy of the template:

<https://docs.google.com/document/d/1BvaD9xMoc5v7QZxw3D8ToasI6uGMloNm/edit?usp=sharing&oid=105587641018816793349&rtop=true&sd=true>

Step 5: Complete your template of your scene.

Step 6: Share with the group

| PROJECT _____ |         |            | PAGE _____ |         |            |
|---------------|---------|------------|------------|---------|------------|
| SCENE #:      | SHOT #: | SHOT SIZE: | SCENE #:   | SHOT #: | SHOT SIZE: |
|               |         |            |            |         |            |
|               |         |            |            |         |            |
|               |         |            |            |         |            |
|               |         |            |            |         |            |
|               |         |            |            |         |            |
|               |         |            |            |         |            |
|               |         |            |            |         |            |
|               |         |            |            |         |            |





# End of Module:

## De-briefing Question 1


*What inspires you to  
show your vision  
through film?*

## De-briefing Question 2

*How do you think  
more women in film  
could impact the TV  
and Film Industry?*

## De-briefing Question 3

*What first step would  
you take to enter the  
industry? Why?*





# References:

- What does a director do?:  
<https://www.studiobinder.com/blog/what-does-a-director-do/#:~:text=A%20film%20director%20manages%20the%20film's%20dramatic%20and%20artistic%20aspects.>
- What does a director do? Everything you need to know: <https://www.nfi.edu/what-does-a-film-director-do/>
- Careers in Film: Film Director: <https://www.careersinfilm.com/film-director/>
- Director: Masterclass:  
<https://www.masterclass.com/articles/what-is-a-movie-director-the-responsibilities-of-a-film-director-and-tips-on-directing-actors#:~:text=Even%20though%20they%20may%20not,of%20the%20film's%20biggest%20decisions.>
- Job Profiles: Film Director:  
<https://www.screenskills.com/job-profiles/browse/film-and-tv-drama/development-film-and-tv-drama-job-profiles/directing-film-and-tv-drama/#:~:text=What%20does%20a%20director%20do,in%20charge%20of%20a%20production.>
- 5 skills every director needs to succeed: <https://columbiacollege.edu/5-skills-every-director-needs-to-succeed/>
- Storyboard Examples: <https://www.studiobinder.com/blog/storyboard-examples-film/>
- How to Storyboard: <https://www.youtube.com/watch?v=K3yvPAae-kq>





Co-funded by the  
Erasmus+ Programme  
of the European Union

# WIFI

Women in the Film Industry



CREATIVE EXCHANGE



Co-funded by the  
Erasmus+ Programme  
of the European Union

"The European Commission's support for the production of this publication does not constitute an endorsement of the contents, which reflect the views only of the authors, and the Commission cannot be held responsible for any use which may be made of the information contained therein."  
Project Number: 2020-1-UK01-KA202-079201

